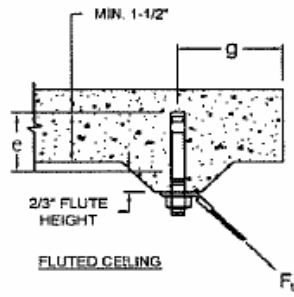
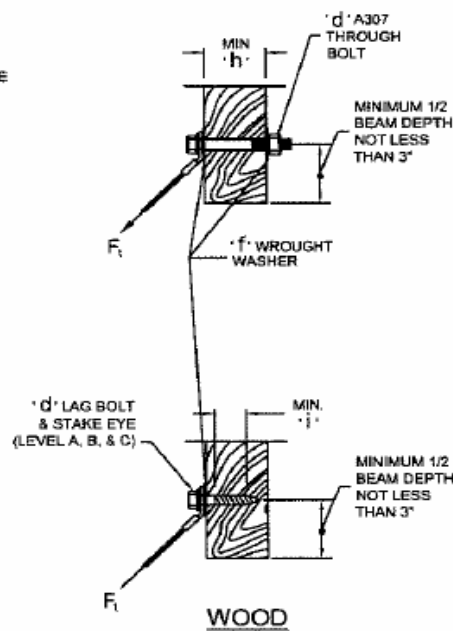


FLAT CEILING

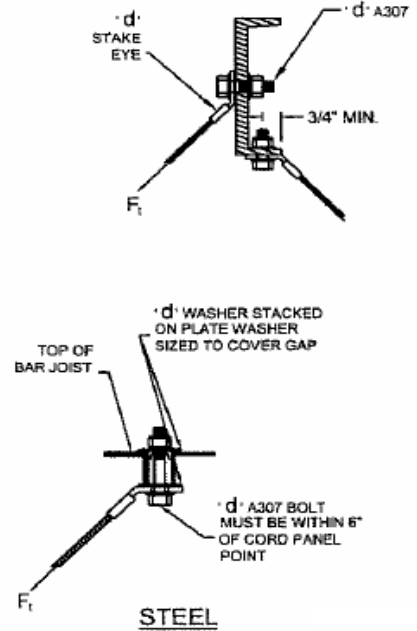


FLUTED CEILING

CONCRETE



WOOD



STEEL

CABLE TYPE	ATTACHMENT LEVEL	d (in.)	e (in.)	f (in.)	g (in.)	h (in.)	i (in.)	Max. Ft (lbs)
SRK-400	A	3/8	2 1/2	1/2	3	3	3 1/4	400
SRK-800	B	1/2	4 1/2	5/8	4	3 1/2	-	800

**NOTE:**

- (1) CONCRETE ANCHOR ALLOWABLE LOADS MUST EQUAL OR EXCEED RAMSET/REDHEAD TRUBOLT WEDGE ANCHORS WITH A 4:1 SAFETY FACTOR AS PUBLISHED IN LATEST ICBO REPORT. INSTALLER MUST CHECK WITH LOCAL JURISDICTION TO DETERMINE IF A SPECIAL INSPECTOR IS REQUIRED FOR INSTALLATION OF ANCHORS USING A 4:1 SAFETY FACTOR. ANCHOR SPACING MUST BE A MINIMUM 16 ANCHOR DIAMETERS FOR FULL RATING. MINIMUM 3000 PSI CONCRETE REQUIRED.
- (2) WOOD MUST BE DRY WITH MINIMUM 0.42 SPECIFIC GRAVITY.
- (3) HOLES FOR THROUGH BOLTS MUST BE NO MORE THAN 1/16" LARGER THAN BOLT DIAMETER.
- (4) CAPABILITY OF STRUCTURAL ELEMENT TO WITHSTAND SEISMIC LOADING MUST BE APPROVED BY PROJECT STRUCTURAL DESIGN PROFESSIONAL.

NOTE: OTHER MATERIALS, COMPOUNDS, OR FINISHES WITH EQUAL OR SUPERIOR PROPERTIES MAY BE SUBSTITUTED AS THEY BECOME AVAILABLE.

**TYPE SRK SEISMIC CABLE RESTRAINT  
STRUCTURAL ATTACHMENT LEVELS 'A' & 'B'**

**Vibro-Acoustics®**

**Attachment Levels**

Rev. 03/13/07

Drawing No.

**INS-102**